

Intended use

Mipa Brillant-Design are transparent tinting bases which have been especially designed to create particularly brilliant effect coatings on cars and motorcycles. Suitable to tint solvent-based Mipa BC paints and Mipa 2K clearcoats.

Mixing ratio:

See technical data sheet of the paint system which is intended to be used in combination with Mipa Brillant Design. The mixing ratio with is not affected by the addition of Mipa Brillant-Design. The colour shade depends on the applied coat thickness.

Processing:

Mipa Brillant-Design is a solution of dyes which can only be used in combination with a paint system. The addition of Mipa Brillant-Design affects differently the viscosity of various paint qualities. Therefore the spraying viscosity of each paint system must be set with the recommended thinner.

Applied as basecoat:

Maximum addition of Mipa Brillant-Design to Mipa BC 000 colourless: 20 % by weight

Tinting basecoats:

Maximum addition of Mipa Brillant-Design to Mipa BC: 20 % by weight

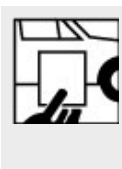
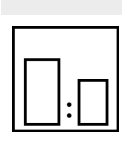


Tinting clearcoats:

Maximum addition of Mipa Brillant-Design to Mipa 2K-Klarlacken (clearcoats): 15 % by weight

Mixed with clearcoats, the transparency of the product is very high.

Spreading rate: –

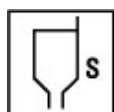
Processing instructions

	<p>Colour</p> <p>BD 01 yellow BD 03 red BD 05 blue</p>						
	<p>Mixing ratio</p> <table border="0"> <tr> <td>Hardener</td> <td>by weight (lacquer : hardener)</td> <td>by volume (lacquer : hardener)</td> </tr> <tr> <td>–</td> <td>–</td> <td>–</td> </tr> </table>	Hardener	by weight (lacquer : hardener)	by volume (lacquer : hardener)	–	–	–
Hardener	by weight (lacquer : hardener)	by volume (lacquer : hardener)					
–	–	–					
	<p>Hardener</p> <table border="0"> <tr> <td>for complete paintwork</td> <td>for partial paintwork</td> </tr> <tr> <td>–</td> <td>–</td> </tr> </table>	for complete paintwork	for partial paintwork	–	–		
for complete paintwork	for partial paintwork						
–	–						
	<p>Pot life</p> <p>–</p>						



Thinner

--



Spray viscosity gravity spray gun

--

Airmix/Airless

--



Application mode

Application mode

Hardener

pressure
(bar)

nozzle
(mm)

spray
passes

dilution
(%)

--

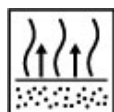
--

--

--

--

--



Flash-off time

--

Dry coat thickness

--



Drying time

object
temperature

dust dry

set to
touch

ready for
assembly

sandable

recoatable

--

--

--

--

--

--

Note

Storage:

At least 2 years in unopened original container.

VOC Regulation:

--

Processing conditions:

From +10 °C and up to 80 % relative air humidity. Ensure an adequate supply and exhaust air ventilation.

Processing instructions:

Before the application, test the suitability of Mipa Brillant-Design when you are using other paint systems than those specified.

Compatible paint systems are: Mipa BC and Mipa 2K-Klarlacke (clearcoat).

When tinting clearcoats with Mipa Brillant-Design, consider that the transparent tinting base has just a limited UV-resistance and you might have to face an early effect loss depending on the UV-exposure. Therefore apply an additional clearcoat layer without Mipa Brillant-Design to ensure the best possible UV-protection.

Shake thoroughly before use.

Close containers immediately after use.